

Our Doors collection

Add style, security and value to your home...

Take a look...

inside

7

Composite doors

11

PVC-U doors

15

Timber doors

19

Aluminium doors

23

Porches

27

The Door Collection

46

Colours

52

Door furniture

60

Security

62

Glazing options

68

Making a mark

70

Making it happen



Open the door...

to a new look home

Because new doors can have such a big impact, we want to ensure you can focus on picking out the perfect style for your home. For complete peace of mind we've made sure that our extensive range of doors all come with excellent security features as standard. All you have to do is work with us to create your ideal design.

with...

Anglian Home Improvements





The Anglian collection includes front doors, back doors, patio doors, French doors and Bi-Fold doors.







Composite doors

Add some quality...

kerb appeal

With our composite doors, you can have the classic look of wood, without any of the associated upkeep. They look every inch like traditional, high-end hardwood doors, but they also offer cutting edge technology, high security and exceptional engineering for extra strength. Individually crafted using our Classic or Elite manufacturing techniques, both collections offer a great choice of beautiful, traditional styles alongside more contemporary updates. Finish the look, and give your entrance some real impact, by choosing from our great selection of attractive colours and fabulous finishing touches.



There are three ranges in the Classic Collection – Traditional, Cottage and Contemporary. There’s bound to be one which will be the perfect choice for your home.

Classic

COLLECTION





HIGH
HOUSE

Elite
COLLECTION

Our Elite Collection provides outstanding strength and security in a range of distinctive designs with real kerb appeal.



PVC-U doors

Say hello to...

elegant functionality

Our PVC-U doors combine style and function together in one pretty package. There's an enormous range of stunning options to choose from, and these can also be further enhanced with features such as eye-catching panels or decorative glazing. And the beauty of PVC-U is that it's virtually maintenance free.



Fully glazed, partially glazed or panelled: a great choice of designs, styles and colours for you to choose from.







Heritage Timber doors

Knock, knock... *on beautiful wood!*

Crafted from high-grade natural wood, and available in a beautiful selection of traditional styles and authentic furniture options, a Heritage timber door will create a warm and welcoming entrance.

High-quality, precision joinery is used to create stunning wooden doors where every joint fits tightly and the finished product looks just perfect on any style of property. While clever engineering has also been incorporated to ensure outstanding results in strength, security and durability. This means you can enjoy all the wow-factor and kerb appeal which comes from choosing a real wood door, and still be reassured that it will be long-lasting, draught-free and resistant to any warping or twisting.

Our timber doors are crafted using timber from well-managed, FSC®-certified forests and other controlled sources. The FSC® label means that materials for these products have been responsibly sourced. Look for the FSC® label on our FSC®-certified doors.

Heritage
TIMBER COLLECTION





“The noise has reduced dramatically and this winter we have noticed how much warmer the house is.”
Mrs S, Peterborough







Aluminium doors

Make it modern... *with aluminium*

The sleek, sophisticated lines of aluminium are particularly suited to more modern and contemporary homes, especially as the smaller frames allow for even more statement glazing. But don't be fooled by the slim line appearance. Choosing aluminium does not mean compromising on strength, quality or thermal insulation. These doors are built to last, and they're designed to keep the warmth in and the cold firmly out.



“We love the feeling of being closer to the garden.”
Mr & Mrs T, South Wales







Porches

Create more... *of a welcome*

Porches are a really useful way to create some extra space, whether it's for practical shoe and coat storage, or to create an entrance with added impact. But it's important to ensure it matches the style and character of your home. We know that one size doesn't fit all, and we'll work with you to create a porch that not only meets your requirements but also complements your home.



No matter how much space you have, or the style or size you want, we'll build your porch to suit you.





Composite doors



PVC-U doors



Timber doors




Aluminium doors

Your Choice of door

Make an entrance...

Here at Anglian we make your door especially for you, which means you get to choose exactly how you'd like it to look and perform. Over the next few pages we've showcased our extensive array of doors, highlighting the materials and manufacturing technology behind each of the different ranges, as well as the fantastic choice of designs available.

Explore our popular Composite Door options, from the Traditional, Cottage and Contemporary ranges in both our Classic and Elite Collections. Or pick your favourite style from our selection of PVC-U, Timber or Aluminium doors. For those all-important finishing touches, we've laid out the colour combinations, door furniture and glazing styles you can choose from. Don't forget our expert advisors are happy to help you every step of the way.



Classic
COLLECTION

Our composite doors

The Classic Collection

All our Classic Collection doors have a grained finish and are designed to be stylish, strong and secure. Each door is individually constructed using high impact resistant, Glass Reinforced Polymer (GRP) ². The door is fitted into an insulated PVC-U door frame. To add further strength, security and weather-protection, the GRP skin is bonded to a rigid, water-resistant polymer subframe ⁴ and sealed to a laminate veneer lumber (LVL) inner frame ³. The inner core ¹ is filled with CFC free, high density polyurethane foam for stability and extra insulation. Matching composite side panels are also available in some styles.

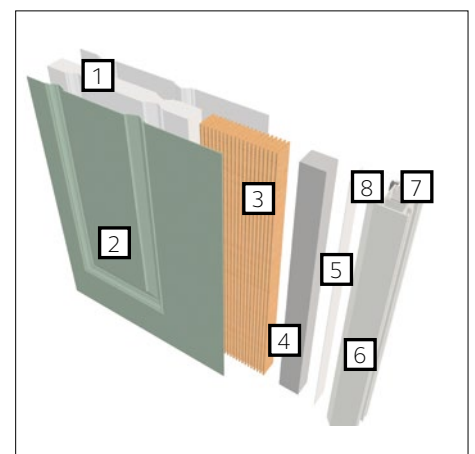
Manufactured to provide a secure barrier for your home, all our Classic doors are fitted with a multi-point locking system and an Ultion 3 Star cylinder lock as standard, providing you peace of mind against intruder attack.

To demonstrate energy efficiency all our Classic doors have been independently verified by the British Fenestration Rating Council (BFRC), achieving impressive energy ratings of A+ or B.

The Classic Collection has been designed to be long-lasting, easy to maintain and to provide exceptional weather protection. Available in Traditional, Contemporary and Cottage styles with an array of different colour options to choose from - including the option to have a different colour on the inside. Finish off the look with a stylish range of furniture and glazing options.



- | | |
|--|-------------------------------|
| 1 High density insulating foam core | 5 PVCU edge banding |
| 2 High impact GRP skin | 6 Insulated PVCU frame |
| 3 Laminated veneer lumber | 7 Brush seal |
| 4 Water-resistant polymer | 8 Co-extruded gasket |



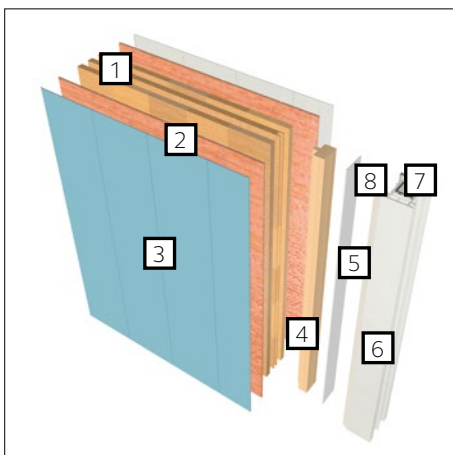


The Elite Collection

The Elite Collection of solid core composite doors combines precision-engineering, innovative technology and authentic craftsmanship to provide outstanding results in strength, security and durability.

The cutting-edge combination of materials and security delivers an elite level of performance while maintaining the characteristic look of a high-end hardwood door. Each solid core ^[1] door leaf is individually crafted with a low density timber solid core, for improved strength and stability against warping and for added security all are fitted with an Ultion 3 Star cylinder. Durable and highly water resistant, the solid timber core is vacuum moulded on both faces with a thermoplastic skin ^[2]. This skin has a woodgrain effect finish to replicate the appearance of a true timber hardwood door. Our range of solid colours are known as ‘through colour’, meaning any scratches to the surface will not show a different colour underneath and the insulated five chamber PVC-U frames ^[6] and Q-Lon seal ^[8] provide year-round protection against the elements, giving you a thermally efficient door with a U-Value of 1.4W/m²k.

The Elite Collection’s performance is also matched in style. Choose from Traditional, Contemporary and Cottage style designs. There’s an array of colour options, available for both sides of your chosen door, and some fantastic finishing touches to complete the look.



- | | |
|---|-------------------------------------|
| ^[1] Low density timber solid core (Albisia Falcata Lochroma) | ^[5] PVCU trim |
| ^[2] Plywood | ^[6] Insulated PVCU frame |
| ^[3] ABS Thermoplastic Polymer Skin (Acrylonitrile Butadiene Styrene) | ^[7] Brush seal |
| ^[4] Mixed hardwood | ^[8] Q-Lon seal |

Our composite doors

The Traditional range

Traditional styled, high performance glazed and unglazed front entrance doors that are just made for your home. These great designs form part of our Classic and Elite Collections and their looks are unbeatable. The attractive panelling is based on designs which are quintessentially British, complemented by an excellent choice of attractive colours, suiting ironmongery and a selection of matching reinforced side panels.

Canterbury



Shown as a Classic
in White



Carlisle



Shown as an Elite
in Ice Blue



Chelmsford



Shown as a Classic
in Fir Green



Dundee



Shown as an Elite
in Agate Grey



Durham



Shown as a Classic
in Jet Black



Ely



Shown as an Elite
in Jet Black



Exeter



Shown as a Classic
in Steel Blue



Hereford



Shown as a Classic
in Sage Green



Oxford



Shown as an Elite
in Steel Blue



Ripon



Shown as a Classic
in Medium Oak



Colours are for indication only; the printing process is not colour accurate. We therefore advise that you see a physical sample before choosing your colour finish.

Rochester



Shown as a Classic in Ruby Red



Wakefield



Shown as a Classic in Dark Woodgrain




Winchester



Shown as a Classic in Jet Black



York



Shown as an Elite in Cream



Key

- C** Available in Classic Collection
- E** Available in Elite Collection
- CP** Classic Side Panel available
- EP** Elite Side Panel available
- ESD** Elite Stable Door option available
- T&G** Available in Tongue & Groove effect
- GF** All Composite doors have a grained finish
- F** Available in a Flat finish
- SF** Available with Standard furniture
- HF** Available with Heritage furniture
- CF** Available with Contemporary furniture

For more information ask your sales rep.

For more information about furniture see page 54.

Our composite doors

The Contemporary range

Unashamedly modern in their design and exciting in their style, the Contemporary range gets the entrance to your home noticed and gives it great kerb appeal! The superb choice of designs come with the choice of either a flat or tongue and groove finish, plus a range of low maintenance colours and a variety of suiting door furniture. Matching side panels are also available for many of the Elite designs.

Barcelona



Shown as a Classic
in Cobalt Blue



Bilbao



Shown as a Classic
in Fern Green



Geneva



Shown as an Elite
in Golden Oak



Lisbon



Shown as an Elite
in Ice Blue



Madrid



Shown as a Classic
in Ruby Red



Palma



Shown as a Classic
in Jet Black



Paris*



Shown as a Classic
in Sage Green



Prague



Shown as a Classic
in Fir Green



Seville



Shown as a Classic
in Steel Blue



Colours are for indication only; the printing process is not colour accurate. We therefore advise that you see a physical sample before choosing your colour finish.

*The Classic Paris door is not available in Dark Woodgrain or Medium Oak




Key

- | | |
|--|---|
| C Available in Classic Collection | GF All Composite doors have a grained finish |
| E Available in Elite Collection | Flat Available in a Flat finish |
| CP Classic Side Panel available | SF Available with Standard furniture |
| EP Elite Side Panel available | HF Available with Heritage furniture |
| ESD Elite Stable Door option available | CF Available with Contemporary furniture |
| T&G Available in Tongue & Groove effect | For more information about furniture see page 54. |

For more information ask your sales rep.

Decorative glass patterns are an optional extra.
All Composite doors have a grained finish.



 Stable Door option available in Elite Collection only

Our composite doors

The Cottage range

These beautiful, cottage styled doors look just perfect on any style of property. Their delightfully simple designs all feature a tongue and groove finish and are based on doors which would have been found on country cottages in the 19th century, including the exemplary Elite stable door design. As with all the doors in our Classic and Elite Collections, they are available in a wide range of colours.




Key

C Available in Classic Collection	GF All Composite doors have a grained finish
E Available in Elite Collection	HF Available in a Flat finish
CP Classic Side Panel available	SF Available with Standard furniture
EP Elite Side Panel available	HF Available with Heritage furniture
EP Elite Stable Door option available	CF Available with Contemporary furniture
GF Available in Tongue & Groove effect	For more information about furniture see page 54.

For more information ask your sales rep.

Our PVC-U doors



Our PVC-U doors come in a range of decorative and energy-efficient insulated panel designs to suit all styles of properties. The door energy ratings are independently verified by the British Fenestration Rating Council (BFRC). The BFRC scheme is Britain's nationally recognised system for rating the energy efficiency of doors and is documented within Building Regulations as a method to show compliance for replacement door installations.

The choice of solid panel, fully glazed or partially glazed doors, make this section ideal for both back and front entrances; and both double and triple glazing options are available in some styles.

Constructed from high impact PVC-U, these doors are strong, durable and virtually maintenance free. A wide range of high performance security features are included as standard, including a multi-point locking system with a Yale 3 Star cylinder offering anti-pick, anti-bump, anti-snap, anti-drill and anti-plug extraction as standard.

All ranges come in a choice of colour finishes* with the option to choose one of our woodgrain finishes on the outside, while keeping a neutral white on the inside. A selection of matching side panels are also available with several of our PVC-U door designs.

The Traditional range



*Shown with Georgian inserts (optional extra)


Decorative glass patterns are an optional extra



PVC-U matching side panels**



Side panel



Half panel



Quarter panel

Key

- SP Matching Side Panels available
 - HP Matching Half Panels available
 - QP Matching Quarter Panels available
 - DG Available with Double Glazing
 - TG Available with Triple Glazing
 - SF Available with Standard furniture
 - PF Available with Premium furniture
 - ◻ Available as Double door
 - Available as Patio door with 2/3 or 4 part options
- For more information ask your sales rep.

* Exclusions apply

** A range of side panels are available in White Knight, Dark Woodgrain, Dual Anthracite Grey and Dual Sage Green. Decorative glass patterns are an optional extra. Door panels are not available in White Woodgrain or Dual Cream colour finishes.

Our PVC-U doors

Contemporary design

Wessex



PVC-U glazed doors





Our PVC-U Patio & French doors... *bring you closer to the garden*

Beautiful PVC-U patio and French doors from the Anglian collection are perfect for creating a feeling of spaciousness, letting light and air into your home and bringing you closer to your garden in summer, yet still keeping you warm in winter. They not only add beauty and space but also safety, security and insulation.

Security comes in the form of an anti-jacking device for the patio door and a multi-point locking system for the patio and French doors. They are fitted with Yale anti-snap, anti-bump, anti-pick and anti-drill cylinders and French doors also incorporate two handles with solid aluminium external back plates that resist levering. Highest quality toughened glass sealed units to BSEN12150 are fitted as standard, which increases the resistance to breakage, improving safety, security and insulation.








French (double doors).



Sliding Patio doors are available in a range of designs.



Key

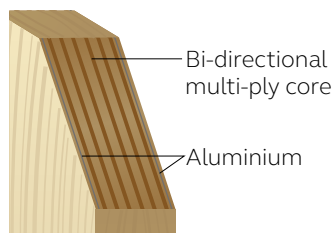
-  Matching Side Panels available
-  Available with Double Glazing
-  Available with Triple Glazing
-  Available with Standard furniture
-  Available with Premium furniture
-  Available as Double door
-  Available as Patio door with 2/3 or 4 part options

For more information ask your sales rep.




Our Timber doors

Our timber doors are available in a range of classic and traditional designs. For extra strength and to prevent warping they are all manufactured using a series of 44mm thick laminated ply layers, with a different grain direction in alternate layers. A thin layer of aluminium is also fitted just below the inside and outside surfaces for improved weather resistance.



Heritage
TIMBER COLLECTION

The Traditional range



Arun

Shown in Golden Oak



Bure

Shown in Pillar Box Red



Calder

Shown in Black

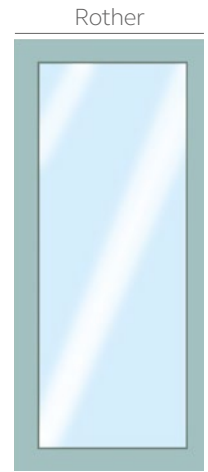


Thames - four panel, unglazed
Trent - four panel, all glazed



Medway

Avon - unglazed.
Shown in Bluebell




Rother

Shown in Eucalyptus



Eden - two glazed panels with horizontal middle rail




Severn

Shown in White



Ribble - six panel, with top panels glazed
Tweed - six panel, with top & middle panels glazed
Mersey - six panel, all panels glazed




Shannon

Shown in White




Clyde - full bottom panel



Spay

Shown in Fir Green




Tay

Shown in Dark Woodgrain



Wensum - nine panel, unglazed




Tyne

Shown in Emerald Green




Tamar - six panel, unglazed



Witham

Shown in White



Wye

Shown in Primrose Yellow



Key

-  Side Panel available
-  Available with Standard furniture
-  Available with Heritage furniture
-  Available as Double door

For more information ask your sales rep.

Our Aluminium doors

Our aluminium collection includes a choice of front and back doors, French doors, sliding patio doors and Bi-Fold doors, and these are all manufactured from sturdy, warp resistant, aluminium alloy. The polyester powder coat finish, which comes in a range of colours, prevents rust or oxidation and provides an almost completely maintenance free finish. You can also add different glazing options and enhancements such as Georgian bar inserts** or decorative glass*.

The Traditional range

Bradley



Cookham



Draycott



Erlestoke








Freshford



Lechlade




Key

-  Available with Standard furniture
-  RAL Colour Match available
-  Available as Double door
-  Available as Patio door with 2/3 or 4 part options
-  Available as Bi-Fold from 2 - 7 panels

For more information ask your sales rep.

*Obscured glass only for Bi-Fold doors

**Not available on patio doors



Our range of aluminium Bi-Fold doors brings enormous flexibility and a unique sense of spaciousness. Effectively an openable glass wall, Bi-Fold doors are ideal between a conservatory and the rest of the house or between the house and garden. They comprise a number of aluminium door leaves mounted in a mechanically jointed aluminium frame in the same finish. The door leaves can fold inwards or outwards and, with most designs, a primary door (P) that is opened individually can be included.

Bi-Fold door



A range of Bi-Fold door designs are available (5 part Bi-Fold with a primary door is shown as an example)

French door



Patio door



Sliding Patio doors are available in a range of designs.



Porches

Create an entrance

Our porches are built to match the style of your home and the space you have available. They can all be finished with any of the fully double or triple glazed doors or windows you'd prefer from our range. We'll also match the brick, stonework or render already used on your home and build whichever roof profile is best suited, from straightforward flat and pitched roofs to single and double hips.

Double hipped to wall

Creating a grand entrance, the Elizabethan designed double hipped roof really does look appealing particularly if chosen with windows and a door that match the rest of the house.



Single hipped

Making good use of space, the single hipped design attractively complements your home, without dominating the front elevation. This is an ideal style for abutting a garage or gable end.



Double hipped to ridge

A variation on the same double hipped design, the double hipped to ridge porch is an attractive style that is perfect for houses with more space at the front.



Pitched roof

A simple lean to roof with a PVC-U fascia either side, draining to a gutter on the front along with a choice of door with either full height glazing or windows mounted onto a dwarf wall.



Gable end pitched roof

An attractive regency style of porch that can complement any pitched roof house style, especially homes with a gable end roof. The porch's gable end features a PVC-U fascia.



Flat roof

Simply styled flat roofed porches can blend in well with any house design and are ideal if you have a deep window above the front door that could be obscured by a pitched roof or if you live in a bungalow with a low roof line.






Colours to complement

Complete the look of your home

What makes people choose a colour for their front door? Well, it's what works for you and what you think will look best with your style of door and your home, from fresh, plain white to a rich dark red or bright and summery yellow. As you'll see over the following pages, depending on the material you choose, there's a range of colours wide enough to suit every taste. What's more, all our Classic and Elite composite doors can be ordered with any combination of solid colours to the external and internal sides, and some with a woodgrain finish* to both sides. So, you can match your new door to suit both the exterior and interior style of your home. Over to you!

Our Composite door colours

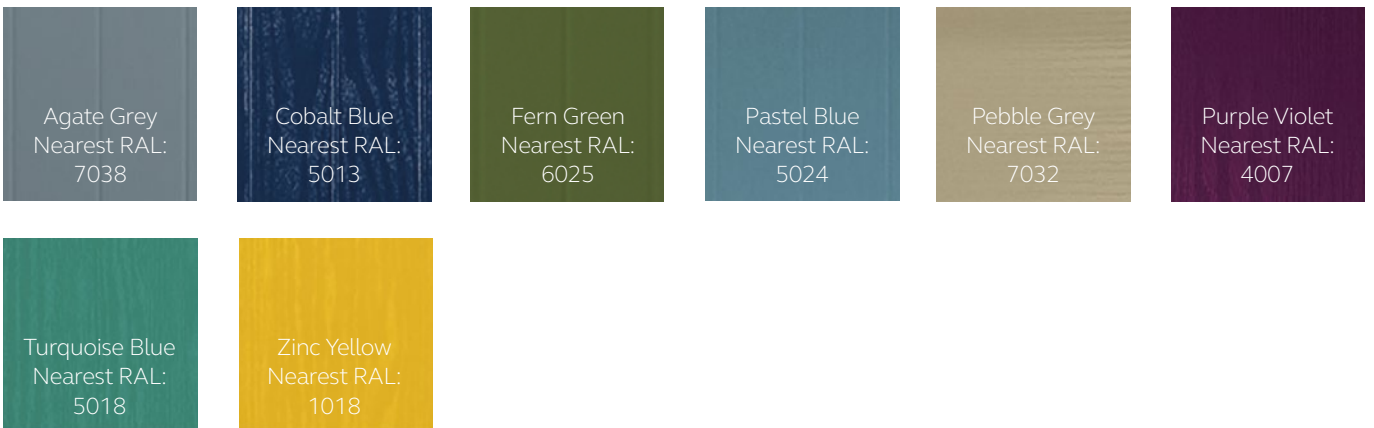
C Classic Collection standard colours



Classic doors can be ordered with a combination of solid colours to the external and internal sides.*


The Paris door is NOT available in Medium Oak or Dark Woodgrain.

C Classic Collection premium colours



Classic doors can be ordered with a combination of solid colours to the external and internal sides.*

E Elite Collection standard colours

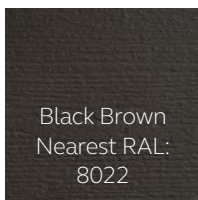
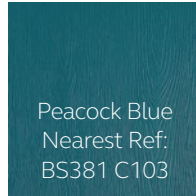


Elite doors can be ordered with a combination of solid colour to the external and internal sides.*

*Restrictions apply to Medium Oak, Golden Oak & Dark Woodgrain. Note: RAL numbers shown are the nearest RAL to the colour indicated. Colours are for indication only; the printing process is not colour accurate. We therefore advise that you see a physical example before choosing your finish. Please note that due to the difference in materials between the frame and door leaf we cannot guarantee an exact colour match.



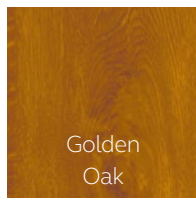

Our Composite door colours

E Elite Collection premium colours



Elite doors can be ordered with a combination of solid colour to the external and internal sides.*

Our PVC-U door colours



Our Timber door colours

Painted finishes – Dual options also available



Stained finishes

Our Aluminium door colours

Dual options also available



All Aluminium colours are a matt finish excluding White which is a high gloss finish and Light Grey which is a Satin finish.

Patio door standard colours are Deep Black, White and Anthracite Grey only.

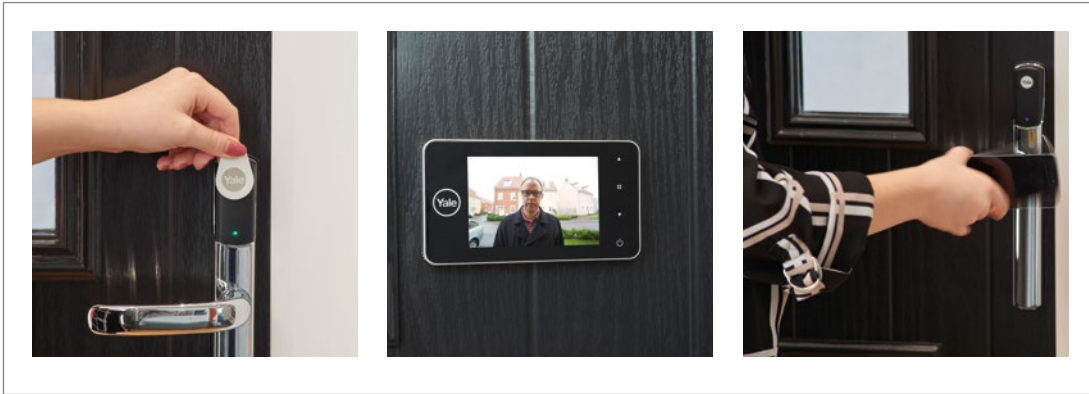
RAL Colour Match

Not seen your favourite colour...?

The choice of colours doesn't stop there! As well as all the standard colours, for a little extra we can match any RAL colour and finish your Aluminium and Timber doors in a superb, long lasting coating. It's totally individual to you.



Colours are for indication only; the printing process is not colour accurate. We therefore advise that you see a physical example before choosing your finish. Please note that due to the difference in materials between the frame and door leaf we cannot guarantee an exact colour match. *Not available in door panels. #Sage Green, Cream & Caramel available as standard colours for Bi-Fold doors only.



Yale Smart Living

Anglian's hardware range now includes products from Yale's Smart Living range. The range comprises of the Yale Conexis L1™ Smart Door Lock, giving you the freedom to secure your home without the need of a key. This puts you in full control of your door, providing the ultimate peace of mind. With the Yale Lock App you can send temporary Mobile Keys to friends and family that may require access to your home.


A Digital Door Viewer (DDV)* is also available – which displays and stores an image of the person visiting your home, providing a safe way to identify visitors and potential bogus callers before opening the door.

- Configure and control your lock from your Smartphone
- Three key tags provided
- DDV has built in night vision to capture images at any time of the day
- Yale Conexis L1™ Smart Door Lock is available for Composite & PVC-U doors only
- Conexis™ L1 Lock is approved with Secured by Design
- The Yale Conexis® L1 Smart Lock is the first ever smart lock to be British Kitemarked approved. The new TS621:2018 standard, created by the Door and Hardware Federation, has been adopted as a recognised standard for smart locks by the BSI, and has received the coveted kitemark.



*Please note the Digital Door Viewer is not available with our Composite Doors.























Door furniture

The choice is yours

A wide range of door furniture is also available to help you complete the overall look. With an array of different materials and colours to choose from, you're bound to find the perfect choice to add those all-important finishing touches. We can also fit door knockers, spy holes, cat flaps and safety chains, as optional extras, if you require them.






C **E** Our Classic & Elite Composite door furniture range*

SF Standard furniture*

	Gold	Chrome	Black	White
Door handles				
Urn knockers (available with or without spyholes)				
Pony tail knockers				
Letter plates				
Door knobs				


















Key

-  Classic Collection
-  Elite Collection
-  Standard furniture
-  Heritage furniture
-  Contemporary furniture





For more information ask your sales rep.

*Due to natural material differences, the finishes of each element may not match exactly. Styles of door furniture may differ on our composite, PVCU, wooden and aluminium ranges of doors. Please ask your advisor for details. This page shows our new range of hardware, which means that some photography of hardware in this brochure may still show our previous range.

HF Heritage furniture*

	Gold	Chrome	Black	White	
Classic Pull Escutcheon					
Elite Pull Escutcheon					
Elite Oval Escutcheon (Stable doors only)					
Door knobs					





















CF Contemporary furniture*

	Classic Oval Escutcheon	Elite Oval Escutcheon	Square knocker	Letter plates	Ingot Knockers
Brushed Steel					
Available on Contemporary doors only (excluding the Seville)	<p>Classic Pull Bar</p>  <p>1200mm cranked pull bar</p>		<p>Elite Pull Bar</p>  <p>800mm straight pull bar</p>		

Colours are for indication only, the printing process is not colour accurate. We therefore advise that you see a physical example before choosing your finish. This page shows our new range of hardware, which means that some photography of hardware in this brochure may still show our previous range.

Our PVC-U door furniture range*



































SF Standard furniture*

	Gold	Chrome	Black	White
Lever door handles				
Patio door handles				
Letterplates				
Urn knockers				
Numerals & letters				

*Due to natural material differences, the finishes of each element may not match exactly. Styles of door furniture may differ on our composite, PVCU, wooden and aluminium ranges of doors. Please ask your advisor for details. This page shows our new range of hardware, which means that some photography of hardware in this brochure may still show our previous range. Colours are for indication only, the printing process is not colour accurate. We therefore advise that you see a physical example before choosing your finish.

Our PVC-U door furniture range*

PF Premium furniture*

Lever door handles	Brushed Satin 	Dark Bronze 	Antique 				
Swan door handles	White 	Gold 	Chrome 	Brushed Satin 	Dark Bronze 	Antique 	
Patio door handles	Brushed Satin 	Dark Bronze 	Antique 				
Letterplates	Brushed Satin 	Dark Bronze 	Antique 				
Urn knockers	Brushed Satin 	Dark Bronze 	Antique 				
Ponytail knockers	White 	Gold 	Chrome 	Black 	Brushed Satin 	Dark Bronze 	Antique 
Bullring knockers	Gold 	Chrome 	Black 	Brushed Satin 	Dark Bronze 	Antique 	
Numerals & letters	Brushed Satin 	Dark Bronze 	Antique 				

*Due to natural material differences, the finishes of each element may not match exactly. Styles of door furniture may differ on our composite, PVCU, wooden and aluminium ranges of doors. Please ask your advisor for details. This page shows our new range of hardware, which means that some photography of hardware in this brochure may still show our previous range.







Colours are for indication only, the printing process is not colour accurate. We therefore advise that you see a physical example before choosing your finish.

Heritage






TIMBER COLLECTION

Our Timber door furniture range*

SF Standard furniture*













	Gold	Chrome
Door knockers		
Door handles		
Letterplates		

HF Heritage furniture*

Antique	Pull escutcheon	Gold	Chrome
			
			
			

Our Aluminium door furniture range*

SF Standard furniture*

	Chrome	Black	White
Door handles			
Bi Fold pop out handles			
Letter plates			
Patio Door Handles	Grey 		

Key

- SF Standard furniture
- HF Heritage furniture
- PF Premium furniture

For more information ask your sales rep.

*Due to natural material differences, the finishes of each element may not match exactly. Styles of door furniture may differ on our composite, PVCU, wooden and aluminium ranges of doors. Please ask your advisor for details. This page shows our new range of hardware, which means that some photography of hardware in this brochure may still show our previous range.

Colours are for indication only, the printing process is not colour accurate. We therefore advise that you see a physical example before choosing your finish.



Peace of mind

We take your security very seriously. That is why we have gone to extraordinary lengths to ensure our highly secure locking systems are amongst the best on the market.


With features like multi-point locking, where a series of shoot or hook bolts are locked into the frame, as well as secure, anti-snap, anti-bump, anti-pick, anti-drill cylinders, our doors are incredibly difficult to break into without a key. This level of security will not only deter the opportunist thief but also create a secure barrier against the more determined criminal.

Your security...

helping you feel safe

We understand the importance of feeling safe and secure in your own home, so all our doors come with a wide range of high performance security features as standard. Each door comes factory installed into its rigid door frame* and features robust hinges capable of resisting prolonged attacks.

For maximum security, all our doors are fitted with one of the highest rated 3 Star cylinder locks and use a multi-point locking system which bolts and locks the door into its frame at multiple points, ensuring it is secured in a minimum of three different places from top to bottom.




British Standard approved

We only use 3 star rated TS007 British kitemarked cylinder locks in all our doors. These are rigorously tested against all known cylinder lock attack methods: Anti-pick, Anti-drill, Anti-bump and Anti-snap.



Secured by Design

All our cylinder locks are approved with Secured by Design, an official police initiative to help 'design out' crime through the use of high quality innovative products.



Hook bolts

Hook bolts at the top and bottom of the door are engaged into heavy duty steel keeps within the door frame and locked in place either when you lift the handle or they automatically engage if a key operated lock is used.



Deadbolts

Deadbolts add an extra layer of resistance and strength. For peace of mind, with these bolts the door is more resistant to entry without the correct key.



Security guarantees

In addition to our 10 year guarantee all our cylinders come with an additional security guarantee offering levels of compensation in the event of a burglary or break-in due to the failure of the cylinder.

*Excludes patio doors. Images shown are for example only. Variations of locking systems/cylinder locks are used across product ranges.



Handcrafted so you can choose exactly the style and look you want. We manage the whole process from start to finish.

Glazing...

that is simply amazing

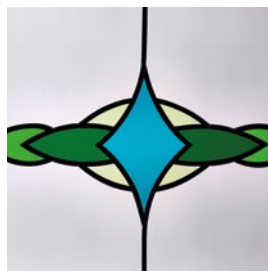
If you can imagine it, we can almost certainly create it! That's because we fashion all our decorative glazing effects by hand. Our team of craftsmen will produce new glazing designs and effects for you or faithfully replicate any existing patterns on your house.

Really, the only limit to the glazing effects we can create for you is your imagination. In fact, our decorative glass options provide you with almost an infinite number of designs and styles to choose from. We'll even etch your house name or number in glass. How's that for individuality?

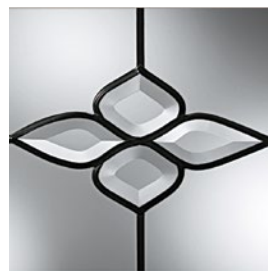
Please request the Anglian Decorative Glass brochure for our full range of glazing effects.




Etched




Coloured




Bevelled




Brilliant Cut



Fusion



Obscure



Cottage/Georgian



Leaded

Glazing styles

Etched

Etched glass is a range of designs suitable for areas where a degree of privacy is required. The subtlety of etched glass looks understated and offers both contemporary and traditional designs.


This glazing style is available in both our double and triple glazed doors.

Etched glass options

One of the first steps in choosing decorative glass is to decide whether you want to enhance the beautiful view outside, or create a stylish way to prevent the outside world from looking in. Before you pick the overall design, select the appropriate obscurity level based on where the glass will be located and what you're looking to achieve.




Glass styles



Positive: The pattern is sandblasted onto clear glass, but the windows are mainly transparent.

Ideal for: Windows and conservatory windows with a view.



Negative: The background is sandblasted onto clear glass, the design is the only transparent area.

Ideal for: Windows without views e.g. looking out to a wall or fence.

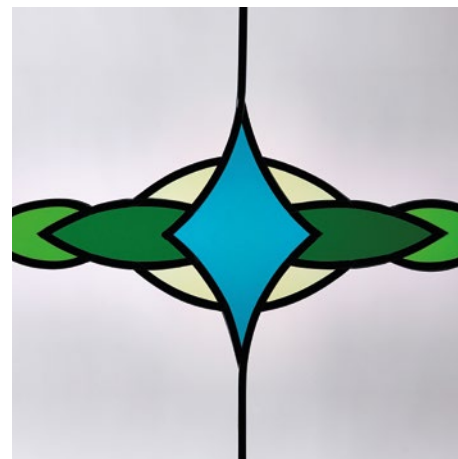


Silver Mist: The pattern is sandblasted onto Silver Mist glass, to give you full privacy.

Ideal for: Bathroom windows.


Coloured

Coloured glass is often used to create a traditional stained glass window effect. It's stunning when added to a simple, standalone design, or it can make a real impact when the design is run across a series of panes, such as in a conservatory or around a bay window.



Bevelled

Bevelled glass designs manage to look both modern and classic at the same time. They're just right for adding a sophisticated 'architectural' look and are equally beautiful when kept clear and neutral, or when they're used to inject some subtle colour.



Brilliant Cut

Brilliant cut creates crisp, clean lines for a subtle yet sophisticated effect which still allows plenty of light to flood in. The diamond cut provides a stylish alternative to traditional diamond leading or you could welcome the sun into your home by adding a classic sunburst design to an arched window or a Regency gable end conservatory.



Glazing styles

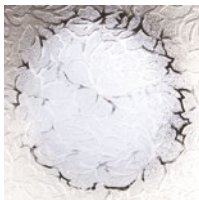
Fusion

Fusion designs are a mixture of stained glass tiles, with polished edges and connected by sandblasted lines. They're like works of art in themselves and look simply dazzling when used as a colourful centrepiece or as a focal point within a door.



Obscure

Our standard obscure glass is the cool and chic Silver Mist, a beautiful, flat finish that is highly opaque for outstanding levels of privacy. Complementing Silver Mist are ten stylish designs of textured opaque glass that are perfect for bathrooms, toilets or in rooms that are overlooked, but where you want as much light as possible.




Florielle



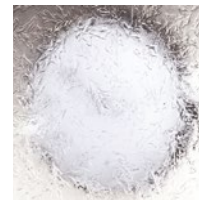
Autumn Leaf




Cotswold



Everglade




Oak Leaf



Minster*



Mayflower



Taffeta



Pelerine



Stippolyte




Silver Mist

*Recommended as preferred range if you are selecting leading

Cottage and Georgian bars

The addition of cleverly designed glazing bars can replicate traditional cottage style doors. We have two options available, either Cottage bars which are fitted both internally and externally to the glass making each pane look individually glazed or Georgian insert bars which are fitted between the two panes of glass, making this option easy to clean.



Cottage Bar*




Georgian Bar*

* Not available for our Composite door range

Leaded


The tradition of leaded light windows goes back to the fifteenth century when glass could only be made in small pieces. Today, our leaded lights are made from a single sheet of glass for thermal performance that's right up to date. There are three traditional designs or you can create your own.



Diamond



Square



Queen Anne



Making a mark

The finer points are important

All our products are manufactured to the relevant British Standards and where possible seek approvals from rigorous third party bodies – not every company does this - ensuring that our products meet the very highest of industry standards always.

We also take our guarantees seriously, with a full 10 years guarantee for PVC-U, Aluminium and up to 10 years for Wooden* products and 15 years on all our Ultra gas filled sealed units.



*Exclusions apply.



*Exclusions apply.

Making it happen

Your project takes shape

From the moment you contact us to the completion of your door installation, you can be assured that we will be dedicated to giving you the best and most trouble-free service possible throughout the whole project.

At Anglian, we have been making and installing doors for over 50 years. That means we provide all the know-how, advice, experience, materials and excellent workmanship to guarantee that your new door installation runs smoothly and efficiently. We also never forget that this is your new door in your home. That's because we want you to be absolutely delighted with your new installation – and we are determined that you will be.



1

We take great care to remove your old door and frame to ensure that we do not damage the surrounds.



2

Once the reveal is cleared, the sill is bedded in and securely fixed.



3

Before final fixing, we measure everything to check that the door and frame will fit precisely and squarely.



4

Making good is always the sign of craftsmanship, the finished result reflecting the higher standards of the market leader.

This is our Doors collection

To see our full range of home improvement products
click: www.anglianhome.co.uk
call: 0800 298 4954

Windows

Doors

Living Spaces

Rooftrim & Cladding

Garage Doors



3388V50 JULY 2024

Anglian Home Improvements is a trading name of ASHI Group Limited.
Registered office: Liberator Road Norwich NR6 6EU. Registered in England No. 2540020.

Anglian Home Improvements policy is one of continued development and in accordance with this, we reserve the right to amend specification of our products as their development dictates.

